

The easiest proven way to **clean rusty bolts!**

English ver.

# Sabitori Brush quick



**BEFORE**

**AFTER**

It is difficult to take off the nut because of sticky rust on bolt.





Let's see how it works.

Look at this! It's so clean and shiny!

It is so easy to take off the nut!

Still some black stains are left. Let's polish these using the brush.

It looks like new bolt as if you have bought it at store!



- Only takes 5mins. to remove the rust per bolts.
- Set in "Sabitori Brush quick" to your drill driver and run!



Product



Package

Removing the Nut



Take off the coating



YouTube



Watch the video!

Item No.	Compatible bolt diam.	Compatible bolt length	Item length	Brush diameter	Item weight
80-801	M8	Below 54mm	About 105mm	40mm	About 100g
80-802	M10				
80-803	M12				
80-804	M16				

Notice: Attach the brush to an electric drill driver only. It is prohibited to use in an impact driver. If you use it with impact driver, It will cause serious damage to the product. And we recommend using a speed range of less than 1000rpm with a drill.

Ohsato Co. Ltd. Space Creation-Product (SCP) Division  
7-4-4 Minami-ku Uchiya Saitama-city Saitama 336-0034 Japan  
TEL:+81 48 863 6411 FAX:+81 48 863 8459

**OHSATO**

<https://ohsato-web.co.jp/>

• In order to improve our products, changes may be made to the design (color, length/weight, price, etc) without prior announcement. Product color may differ slightly from the photos in the flyer.

Announce our new developed products launching.